

# INDICATORS

How to report  
on them?



Interreg  
North Sea



Co-funded by  
the European Union

# Technicalities



Join at  
**slido.com**  
**#indicators**



# WHY THIS WEBINAR?



USE OF THE  
INDICATOR  
REPORTING  
MODULE



# AGENDA

1. **OUTPUTS INDICATORS**
2. **RESULTS INDICATORS**
3. **WHAT ABOUT THE CAPACITY BUILDING RESULT INDICATOR ?**



# REPORTING on INDICATORS

## WHO



# REPORTING on INDICATORS WHERE & WHEN



**OMS**

.....  
**Indicator  
Reporting  
Module**



**AT ALL TIMES**

.....  
**Does not require  
a report round to  
be opened**



# Resource Fact Sheet

[https://www.interregnorthsea.eu/sites/default/files/2023-04/Fact sheet 22 Intervention logic indicators 0.pdf](https://www.interregnorthsea.eu/sites/default/files/2023-04/Fact%20sheet%20Intervention%20logic%20indicators%200.pdf)

**Interreg  
North Sea**



Co-funded by  
the European Union

## Fact Sheet 22: Intervention logic and indicators

Version	Valid from	Valid to	Main changes
Version 1	16.11.2021	12.04.2023	n/a
Version 2	12.04.2023		Version 2 adds an annex to the fact sheet containing a survey template for data collection on the result indicator on capacity building

### CORE MESSAGE

The intervention logic is the programme's main tool to structure the individual projects. Indicators form part of the intervention logic and applicants will have to set targets for indicators in the application form. The achievements on indicators will contribute to the project's objectives, which also form part of the

## Resource

### How to guides

[https://www.interregnorthsea.eu/sites/default/files/2024-01/Guidance%20-%20indicator%20reporting\\_0.pdf](https://www.interregnorthsea.eu/sites/default/files/2024-01/Guidance%20-%20indicator%20reporting_0.pdf)



#### **INDICATOR REPORTING**

Reporting on indicators in the indicator reporting module.





Join at  
[slido.com](https://slido.com)  
#indicators



# 1 Output indicators

# OUTPUTS Data

Indicator	Output	Target
Pilot actions developed jointly and implemented in projects	<b>Pilot 1</b> Lorem ipsum dolor sit amet, consectetur adipiscing elit. Aenean commodo ligula eget dolor. Aenean massa. Cum sociis natoque penatibus et magnis dis parturient montes, nascetur ridiculus mus. Donec quam felis, ultricies nec, pellentesque eu, pretium quis, sem. Nulla consequat massa quis enim. Donec pede justo, fringilla vel, aliquet nec, vulputate eget, arcu. In enim justo, rhoncus ut, imperdiet a, venenatis vitae, justo. Nullam dictum felis eu pede mollis pretium. Integer tincidunt. Cras dapibus. Vivamus elementum semper nisi. Aenean vulputate eleifend tellus. Aenean leo ligula, porttitor eu, consequat vitae, eleifend ac, enim. Aliquam lorem ante, dapibus in, viverra quis, feugiat a, tellus.	3
Strategies and action plans jointly developed	<b>Strategies 1</b> Lorem ipsum dolor sit amet, consectetur adipis	5
Strategies and action plans jointly developed	<b>Strategies 2</b> Lorem ipsum dolor sit amet	3

Output indicator	<b>Pilot actions developed jointly and implemented in projects</b>	Target
Outputs	Pilot 1	3
	<i>Total per programme output indicator</i>	<b>3</b>
Result indicator	Solutions taken up or up-scaled by organisations	3
Output indicator	<b>Strategies and action plans jointly developed</b>	Target
Outputs	Strategies 2	3
	Strategies 1	5
	<i>Total per programme output indicator</i>	<b>8</b>
Result indicator	Joint strategies and action plans taken up by organisations	2
Output indicator	<b>Organisations cooperating across borders</b>	Target
Outputs	Number of partners	2
	<i>Total per programme output indicator</i>	<b>2</b>
Result indicator	Organisations with increased institutional capacity due to their participation in cooperation activities across borders	4



If in the decision letter, **changes to the outputs/result indicators** are requested, make sure these changes are approved by the Joint Secretariat and applied **before the opening of the next report in the OMS.**

# OUTPUTS OMS

## STEP 1

1: In the left-hand menu | OMS home page

Interreg Co-funded by the European Union  
North Sea

- Dashboard
- PROJECT APPLICATIONS
  - My projects
  - Create new application
- PROJECT IMPLEMENTATION
  - Approved Projects
  - Contracts
  - Controller Designations
  - Changes
  - Document Center
- PERIODIC REPORTING
  - Activity Reports
  - Indicator Reporting**
  - Finances Reports

FDA! / #2, Project Activity Report

Home > Periodic Reporting > Activity Reports > FDA! / #2, Project Activity Report

Edit Complete Status Actions - **Indicator reporting -**

1. Report identification	1. Report identification	
	Project acronym	FDA!
2. Partnership agreement	Name of the lead partner organisation	
		FDA! Norway
3. Summary		

2: In the progress reports  
(project and partner-level)

# OUTPUTS OMS

## STEP 2






### Periodic Reporting: Activity Reports / Indicator Reporting

[Home](#) > [Periodic Reporting](#) > [Activity Reports](#) > [Indicator Reporting](#)

 [Finances Reports](#)

 [Status](#)

#### Project: DFA

-  [Outputs/Pilots](#)
-  [Outputs/Strategies](#)
-  [Results/Solutions](#)
-  [Results/Joint Strategies](#)
-  [Results/Organisations](#)

**Menu with all the available indicators**





# OUTPUTS

## OMS

# STEP 3

In case you are adding a pilot in the North Sea basin, you need to click on the map, and the system will provide you with the relevant latitude and longitude.



Latitude \*



Longitude \*









# OUTPUTS OMS

Output indicator: Pilot actions developed jointly and implemented in projects

Showing 1 to 10 of 11 records

Search:

Output indicator	Pilot action title	Description	Country Postal code	Latitude Longitude	Status	Submitted in Report	User
 	Pilot 1	Entry 2 not achived not submitted		35.72033340868979 1.700670249805522 8	Not achieved	Not submitted yet	LeadBen Demian OMS Apogee Test LB- Org
 						Not submitted yet	LeadBen Demian OMS Apogee Test LB- Org
 						Not submitted yet	LeadBen Demian OMS Apogee Test LB- Org
Pilot 1	delivery of pilot (CSV 25-9-2023)		Denmark 5800	55.322 10.7801		<a href="#">Report #1</a>	LeadBen Demian OMS Apogee Test LB- Org
Pilot 1	test pilot 2		Denmark	55.6878 12.5911		<a href="#">Report #1</a>	LeadBen Demian OMS Apogee Test LB-

 There are updated data reported in Indicator reporting. Please click the button to refresh the table.

 Update now





# OUTPUTS

## OMS



**NOT ACHIEVED**

### 2 cases:

- to report on progress
- if the development/implementation of the outputs is not achieved by the end of the project



**ACHIEVED**

Only if pilot actions are fully developed and implemented and strategies and action plans are fully developed

Join at  
**slido.com**  
**#indicators**



# 2

## Result indicators

# RESULTS Data

## C.6 Results

### C.6 Project results

Indicator	Description	Target
1 Solutions taken up or up-scaled by organisations	Lorem ipsum dolor sit amet, consectetur adipiscing elit. Aenean commodo ligula eget dolor. Aenean massa. Cum sociis natoque penatibus et magnis dis parturient montes, nascetur ridiculus mus. Donec quam felis, ultricies nec, pellentesque eu, pretium quis, sem. Nulla consequat massa quis enim. Donec.nascetur ridiculus mus. Donec quam felis, ultricies nec, pellentesque eu, pretium quis, sem. Nulla consequat massa quis enim. Donec.	3
2 Organisations with increased institutional capacity due to their participation in cooperation activities across borders	Lorem ipsum dolor sit amet, consectetur adipiscing elit. Aenean commodo ligula eget dolor. Aenean massa. Cum sociis natoque penatibus et magnis dis parturient montes, nascetur ridiculus mus. Donec quam felis, ultricies nec, pellentesque eu, pretium quis, sem. Nulla consequat massa quis enim.	4
3 Joint strategies and action plans taken up by organisations	some joining strategies	2

Output indicator	<b>Pilot actions developed jointly and implemented in projects</b>	Target
Outputs	Pilot 1	3
	<i>Total per programme output indicator</i>	<b>3</b>
Result indicator	Solutions taken up or up-scaled by organisations	3
Output indicator	<b>Strategies and action plans jointly developed</b>	Target
Outputs	Strategies 2	3
	Strategies 1	5
	<i>Total per programme output indicator</i>	<b>8</b>
Result indicator	Joint strategies and action plans taken up by organisations	2
Output indicator	<b>Organisations cooperating across borders</b>	Target
Outputs	Number of partners	2
	<i>Total per programme output indicator</i>	<b>2</b>
Result indicator	Organisations with increased institutional capacity due to their participation in cooperation activities across borders	4



If in the decision letter, **changes to the outputs/result indicators** are requested, make sure these changes are approved by the Joint Secretariat and applied **before the opening of the next report in the OMS.**

# RESULTS OMS

## STEP 1

### OUTPUTS OMS

- interreg Co-funded by the European Union
- North Sea
- Dashboard
- PROJECT APPLICATIONS
  - My projects
  - Create new application
- PROJECT IMPLEMENTATION
  - Approved Projects
  - Contracts
  - Controller Designations
  - Changes
  - Document Center
- PERIODIC REPORTING
  - Activity Reports

1: In the left-hand menu - OMS home page

FDAI / #2, Project Activity Report Edit Complete Status Actions Indicator reporting

Home > Periodic Reporting > Activity Reports > FDAI / #2, Project Activity Report

1. Report identification	1. Report identification
Project acronym	FDAI
2. Partnership agreement	Name of the lead partner organisation
	FDAI Norway
3. Summary	

2: In the progress reports

## STEP 2

### OUTPUTS OMS

#### Periodic Reporting: Activity Reports / Indicator Reporting

Home > Periodic Reporting > Activity Reports > Indicator Reporting

Finances Reports Status

#### Project: DFA

- Outputs/Pilots
- Outputs/Strategies
- Results/Solutions
- Results/Joint Strategies
- Results/Organisations

Menu with all the available indicators

# RESULTS OMS

## STEP 3

### DFA / Indicator reporting: Results / Solutions

Home > Periodic Reporting > Activity Reports > DFA / Indicator reporting: Results / Solutions

Project

Demo Full Application

Result Indicator

Solutions taken up or up-scaled by organisations

Lorem ipsum dolor sit amet, consectetur adipiscing elit. Aenean commodo ligula eget dolor. Aenean massa. Cum sociis natoque penatibus et magnis dis parturient montes, nascetur ridiculus mus. Donec quam felis, ultricies nec, pellentesque eu, pretium quis, sem. Nulla consequat massa quis enim. Donec.nascetur ridiculus mus. Donec quam felis, ultricies nec, pellentesque eu, pretium quis, sem. Nulla consequat massa quis enim. Donec.

Result target

3

Achieved in this period

Please describe who has taken up the solution, how and what is the benefit of it. \*

Limit of 500 characters

↶ ↷ **B** *I* ~~I~~  -         

# RESULTS OMS

## STEP 3

### DFA / Indicator reporting: Results / Joint strategies

Home > Periodic Reporting > Activity Reports > DFA / Indicator reporting: Results / Joint strategies

Project

Demo Full Application

Result Indicator

Joint strategies and action plans taken up by organisations  
some joining strategies

Result target

2

Achieved in this period

Please describe who has taken up the  
strategy/ action plan, how and what is  
the benefit of it. \*

Limit of 500 characters

← → **B** *I* ~~I~~  -        

P

0 CHARACTERS POWERED BY TINY

Join at  
[slido.com](https://slido.com)  
#indicators



R E S U L T

3

Capacity building indicator

# CAPACITY RESULTS

What is this indicator?

“Number of organisations that increased their institutional capacity in the thematic field of the project by actively participating in cooperation activities across borders”

Output indicator	<b>Organisations cooperating across borders</b>	Target
Outputs	Number of partners	2
	<i>Total per programme output indicator</i>	<b>2</b>
Result indicator	Organisations with increased institutional capacity due to their participation in cooperation activities across borders	4






# CAPACITY RESULTS

Number of organisations

Organisations  
that are **part of**  
the partnership



Organisations  
that are **outside**  
of the partnership



# CAPACITY RESULT

Increased capacity



Used new  
knowledge or  
skills



Adopted new  
tools



Adopted new  
procedures or  
workflows



Change in  
organisational  
structures



Other



# CAPACITY RESULT

## Increased capacity



### DFA / Indicator reporting: Results / Organisations

[Home](#) > [Periodic Reporting](#) > [Activity Reports](#) > [DFA / Indicator reporting: Results / Organisations](#)

Project	Demo Full Application
Name of reporting partner *	<input type="text" value="Select an option"/>
Name of organisation with increased capacity *	<input type="text"/>
Type of organisation *	<input type="text" value="Select an option"/>
Country *	<input type="text" value="Select an option"/>
Status of the organisation with increased capacity *	<input type="text" value="Select an option"/>
VAT number *	<input type="text"/>
Type of increased capacity *	<ul style="list-style-type: none"><li><input type="checkbox"/> Usage of new knowledge or skills</li><li><input type="checkbox"/> Adoption of new tools</li><li><input type="checkbox"/> Adoption of new procedures or workflows</li><li><input type="checkbox"/> Change in the organisational structure</li><li><input type="checkbox"/> Other</li></ul>

## **CAPACITY RESULT**

Increased capacity



**NO  
DOUBLE  
COUNTING**



## CAPACITY RESULT

### Active participation



Definition from Fact Sheet 22:

“This is defined as more than one instance of exchange in which the organisation played an active role.

The organisation has undergone a learning process through project activities.”

**ANY  
QUESTIONS?**



Join at  
**slido.com**  
**#indicators**



**Thank you**

